

# WATERVILLE ESTATES

# WATERVILLE ESTATES VILLAGE DISTRICT ANNUAL MEETING

**I. Call to Order** — **Moderator**

**II. Pledge of Allegiance** — **Moderator**

**III. Introductions and Rules** — **Moderator**

- **A. Rules to speak**
- **B. Rules for Election (Procedures)**

**IV. Commissioners Report** — **Commissioners**

- **A. History, Organization**
- **B. Financial Structure**

**V. Warrant Article I Elections** — **Moderator**

- **A. One Commissioner**
- **B. One Treasurer Secretary**
- **C. One Clerk**

# WATERVILLE ESTATES VILLAGE DISTRICT ANNUAL MEETING

**VI. WEVD General Manager Report 2013 – 2014 Corey**

**A. Major Projects 2013 – 2014**

**B. Challenges of Management and Commissioners**

**VII. Warrant Article II Moderator**

**A. Budget Review and Major Projects 2015 Corey**

**Roof, ADA, Paving, Generators, Major Projects,**

**Summary Report – Tennis Courts, Family Changing Area**

**B. Discussion of Appropriations Moderator**

**VIII. Vote Warrant Article II Moderator**

**IX. Adjournment Moderator**

# WATERVILLE ESTATES VILLAGE DISTRICT ANNUAL MEETING

## Warrant Article I

To choose ne commissioner for a three year term; Clerk and Treasurer for One Year Terms

# 2007

**Total WEVD Revenue Sources 2007**
**$1,416,882**

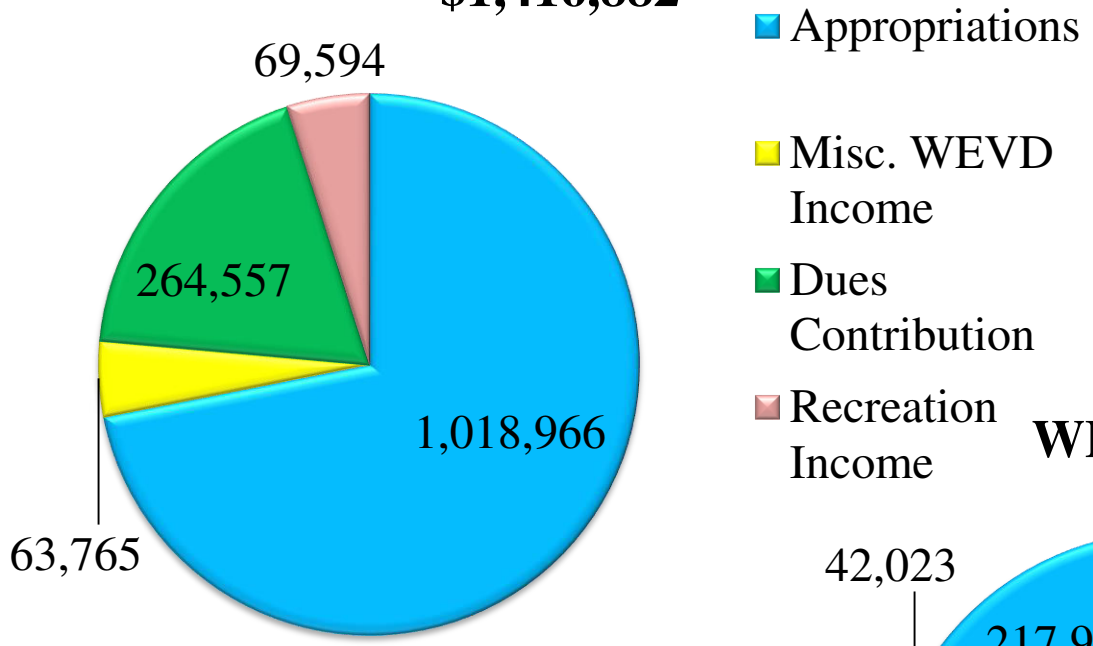


**WEVD Expenses 2007 $1,389,157**

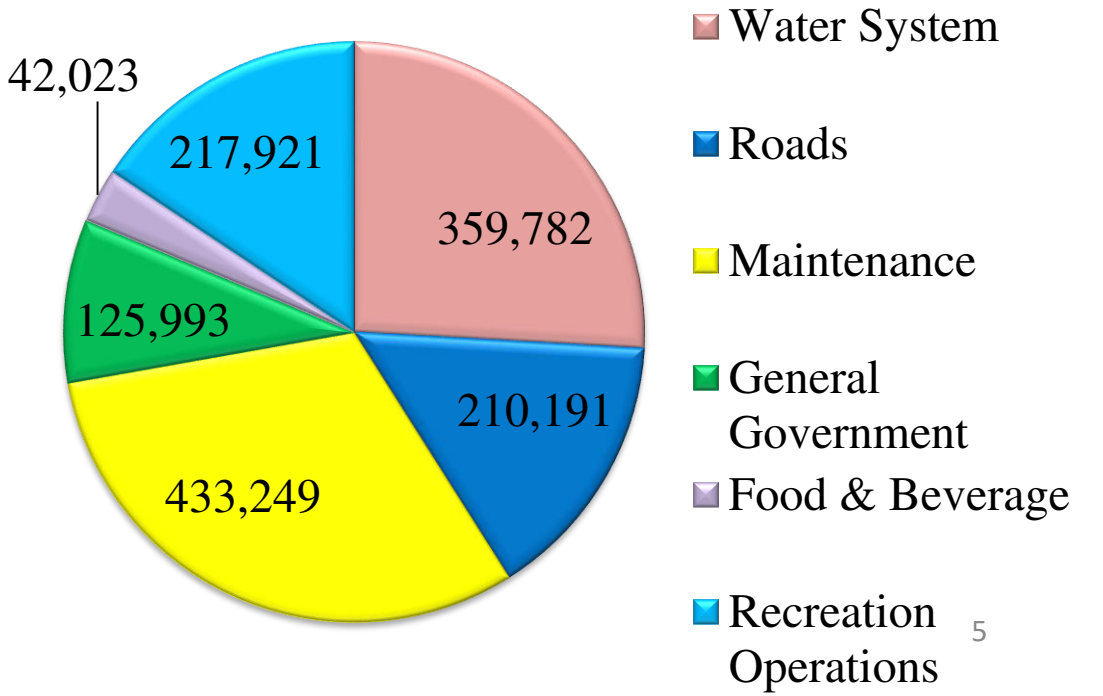

# 2010

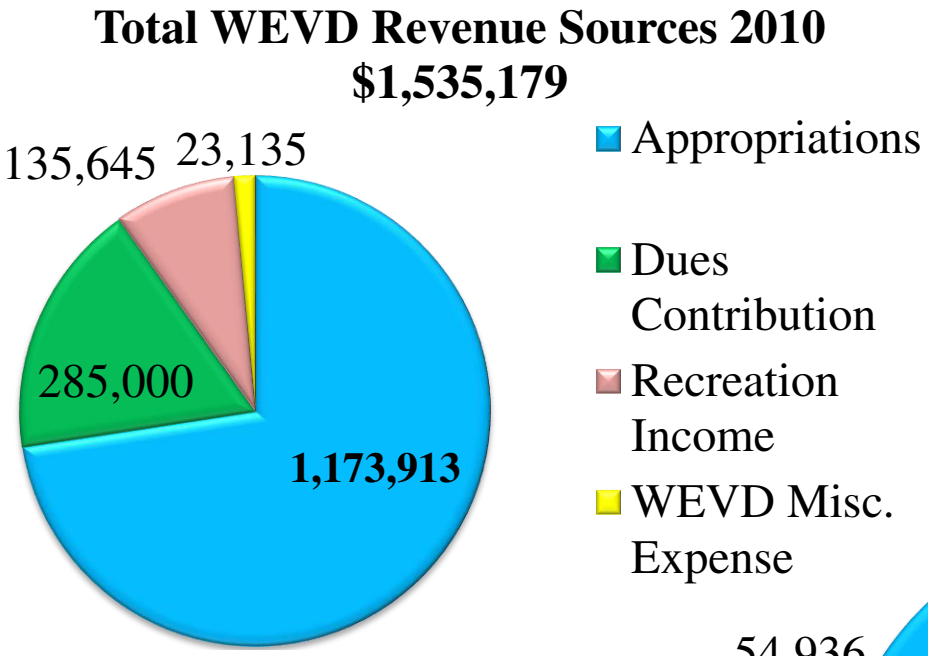
Total WEVD Revenue Sources 2010
$1,535,179
135,645
23,135
285,000
1,173,913
Appropriations
Dues Contribution
Recreation Income
WEVD Misc. Expense

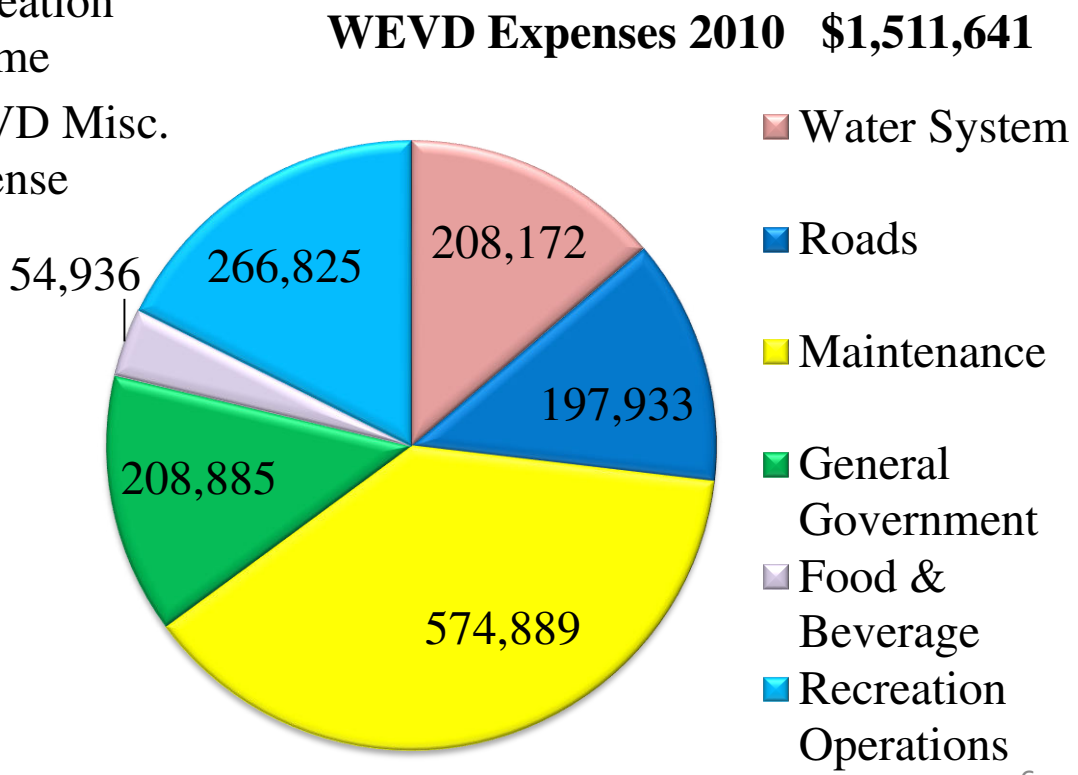
WEVD Expenses 2010 $1,511,641
54,936
266,825
208,172
197,933
208,885
574,889
Water System
Roads
Maintenance
General Government
Food & Beverage
Recreation Operations

# 2015

**Total WEVD Revenue Sources 2015**
**$2,057,826**

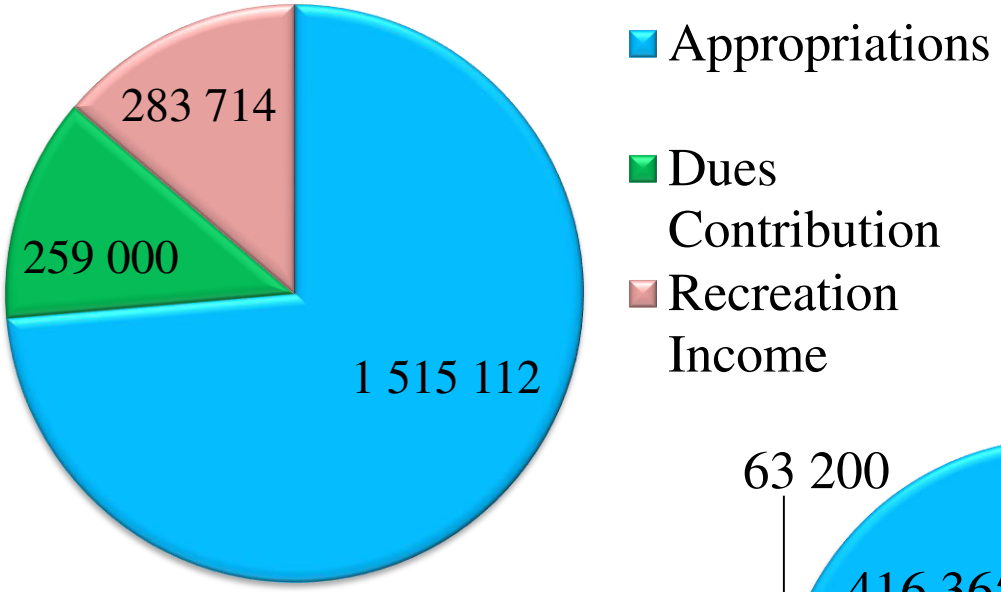


**WEVD Expenses 2015 $2,036,163**

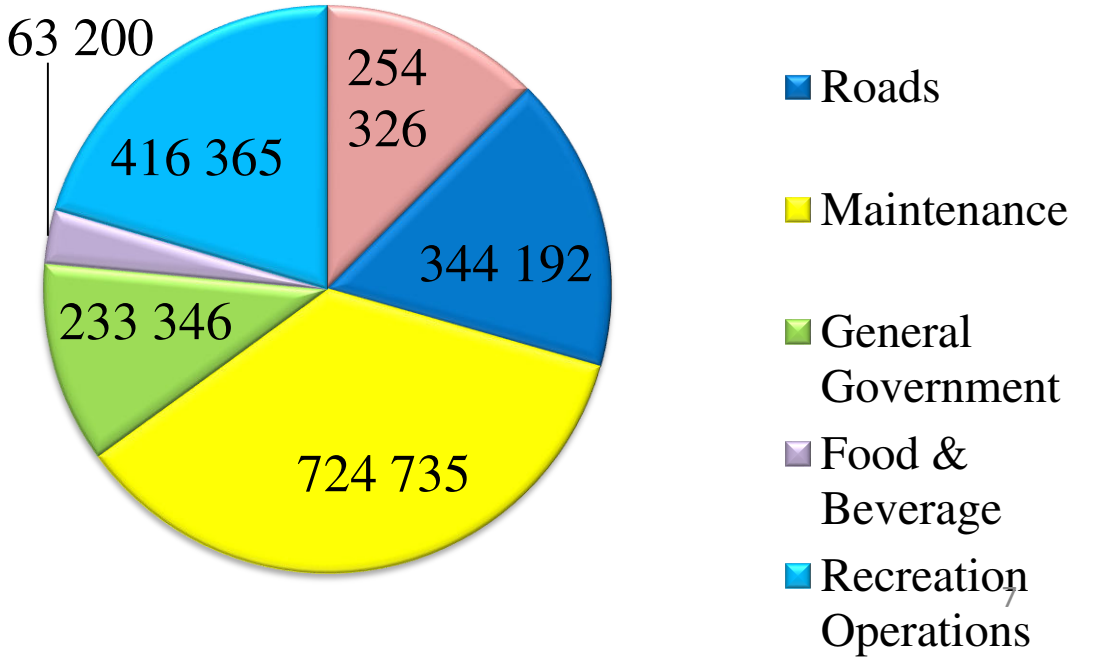

## Total WEVD Revenue Sources 2007 $1,416,882

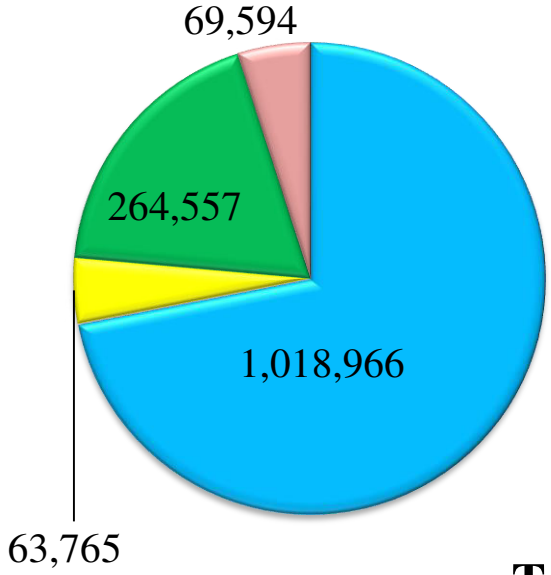


## Total WEVD Revenue Sources 2010 $1,535,179

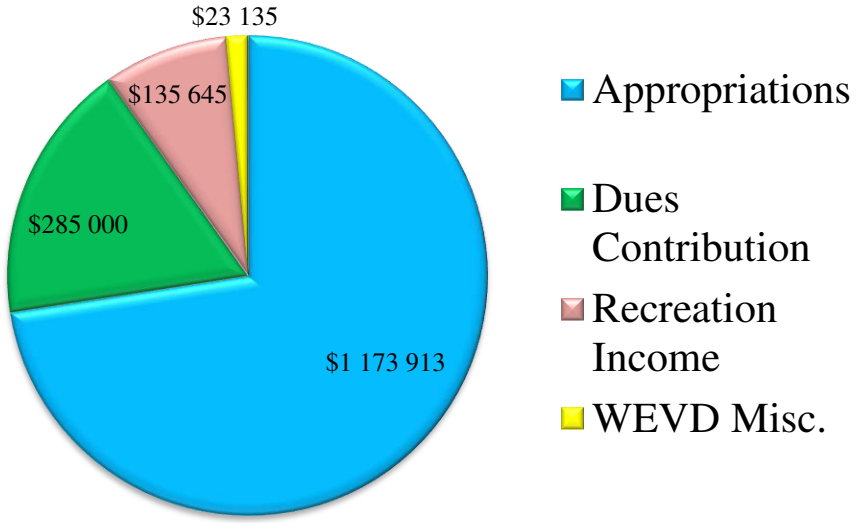


## Total WEVD Revenue Sources 2015 $2,057,826

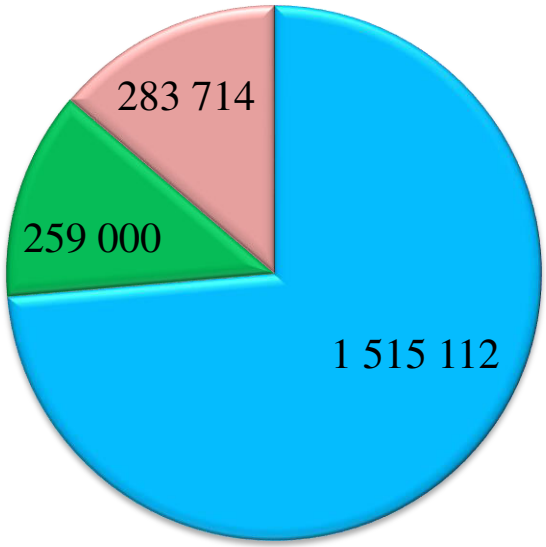

## WEVD Expenses 2007 $1,389,157

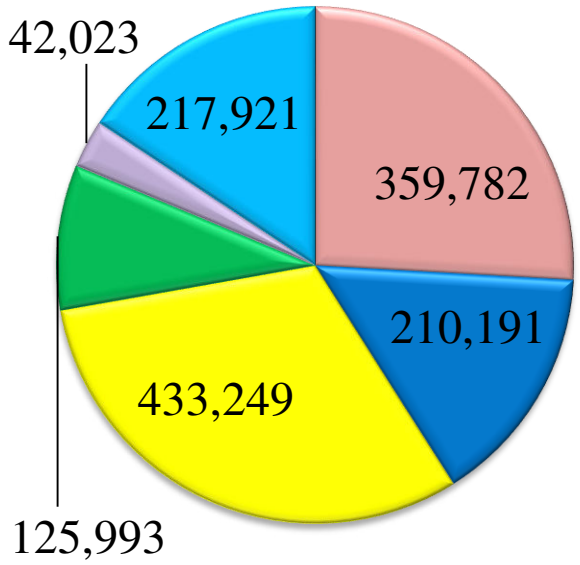


## WEVD Expenses 2010 $1,511,641

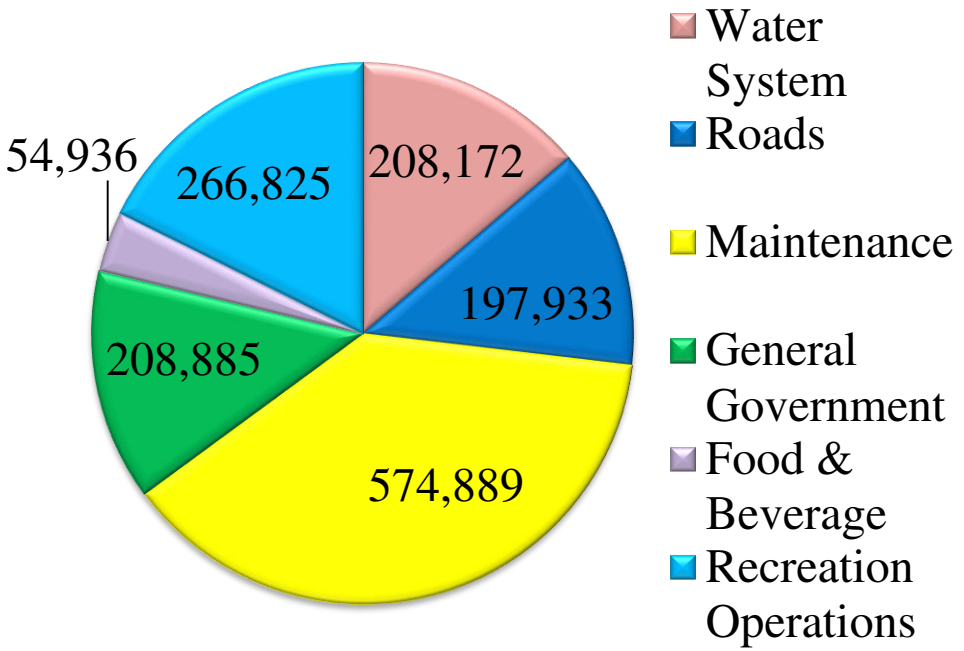


## WEVD Expenses 2015 $2,036,163

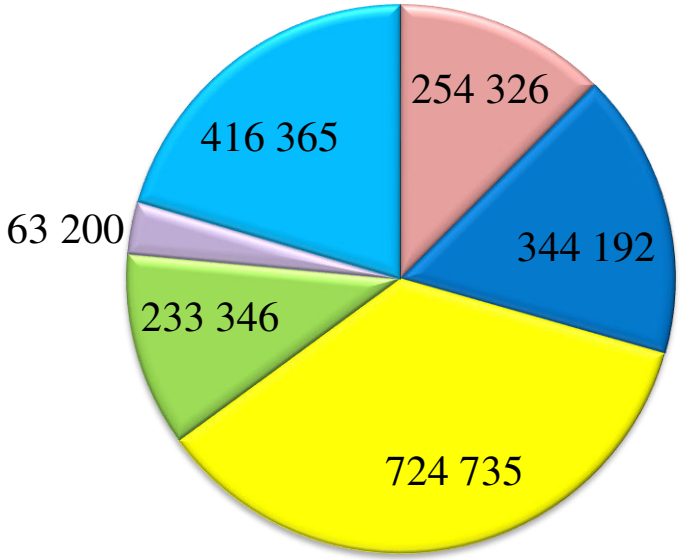



# WATERVILLE ESTATES

# Major Projects 2013 – 2014 Review



# Major Projects 2013 – 2014 Review



# Major Projects 2013 – 2014 Review



# Major Projects 2013 – 2014 Review



# Major Projects 2013 – 2014 Review



# Major Projects 2013 – 2014 Review



# Major Projects 2013 – 2014 Review



# Major Projects 2013 – 2014 Review



# Major Projects 2013 – 2014 Review



# Major Projects 2013 – 2014 Review



# Major Projects 2013 – 2014 Review



# Major Projects 2013 – 2014 Review



# Major Projects 2013 – 2014 Review



# Major Projects 2013 – 2014 Review



# Major Projects 2013 – 2014 Review



# Major Projects 2013 – 2014 Review



# Major Projects 2013 – 2014 Review



# Major Projects 2013 – 2014 Review



# Capital Purchases



# Capital Purchases



# Capital Purchases





# Capital Purchases





# 2015 BUDGET

| | 2014 | 2015 |
|---|---|---|
| Debt Service | 42,587 | 41,680 |
| **General Government** | | |
| Admin. Assistant | 1,856 | 26,886 |
| WEVD Manager | 73,152 | 76,911 |
| Retirement | 9,922 | 7,818 |
| Social Security | 5,179 | 6,573 |
| Medicare | 1,019 | 1,536 |
| Health Ins. | 13,424 | 24,294 |
| NH Unemployment | 671 | 399 |
| Workers Comp. | 4,052 | 8,121 |

# 2015 BUDGET

| | 2014 | 2015 |
|---|---|---|
| Travel Reimbursement | 75 | 128 |
| Dental Ins. | 1,307 | 1,216 |
| Health Reimbursement | 6,200 | 6,746 |
| Bonuses | 1,700 | 9,121 |
| Payroll Tax | 144 | 944 |
| Other Deductible Reimb. | 6,000 | 10,000 |
| **Total Employee Benefits** | 124,703 | 180,693 |
| Cell Phone | 880 | 1,097 |
| Commissioners Stipend | 5,520 | 3,627 |
| Accounting/Taxes/Audit | 5,680 | 6,218 |

# 2015 BUDGET

| | 2014 | 2015 |
|---|---|---|
| Legal/ Consulting | 18,057 | 12,192 |
| Insurance | 15,965 | 17,000 |
| Telephones | 1,372 | 1,450 |
| Radios/Repeater | 1,525 | 1,500 |
| Computer Services | 9,548 | 4,145 |
| Advertisements | 455 | 52 |
| Postage | 531 | 610 |
| Uniforms | 0 | 500 |
| Bank/Finance Charges | 602 | 1,036 |
| Payroll Expenses | 305 | 508 |

# 2015 BUDGET

| | 2014 | 2015 |
|---|---|---|
| **Total General Government** | 185,142 | 230,628 |
| Office Supplies | 2,455 | 1,422 |
| Taxes/Fees/Charges | 1,849 | 1,295 |
| **Highway & Streets** | | |
| Roads | 61,476 | 66,976 |
| Season Plowing | 5,810 | 10,830 |
| Contractor Plowing | 27,757 | 15,545 |
| Payroll Taxes | 5,901 | 6,615 |
| Health Insurance | 8,821 | 5,704 |
| Dental Insurance | 746 | 608 |

# 2015 BUDGET

| | 2014 | 2015 |
|---|---|---|
| Retirement | 3,583 | 3,808 |
| Travel Expense | 628 | 267 |
| Cell Phone | 250 | 305 |
| Misc. Material & Supplies | 48,150 | 17,617 |
| Calcium/Magnesium Chloride | 0 | 3,000 |
| Cold Patch | 0 | 2,591 |
| Roadside Mowing/Sweeping | 3,530 | 4,145 |
| Culvert Expense | 0 | 2,073 |
| Road Sand & Salt | 18,534 | 17,000 |
| Equipment Rental | 1,636 | 3,627 |

# 2015 BUDGET

| | 2014 | 2015 |
|---|---|---|
| Equipment Repair | 3,760 | 1,295 |
| Misc. Projects | 3,318 | 3,109 |
| Diesel Fuel | 20,182 | 20,726 |
| Plow Gear & Sanders | 1,901 | 4,000 |
| Oil & Filters | 419 | 518 |
| Maintenance & Tune Ups | 1,346 | 5,000 |
| Osh Kosh Repairs | 2,416 | 2,073 |
| Truck Repairs | 5,608 | 6,000 |
| Back Hoe Repairs | 14,543 | 7,000 |
| Body Maintenance | 86 | 104 |

# 2015 BUDGET

| | 2014 | 2015 |
|---|---|---|
| Tires | 3,521 | 3,500 |
| Shop Supplies | 5,937 | 4,145 |
| Small Tools/Equipment | 4,604 | 3,500 |
| Large Tools/Equipment | 7,226 | 1,400 |
| Grader Repairs | 882 | 3,109 |
| Shop Electricity | 2,973 | 3,109 |
| Shop Heat | 4,183 | 3,000 |
| **Total Highway & Streets** | 274,031 | 235,018 |
| **Water Dist. & Treatment** | | |
| System Repairs/Material/supp. | 91,114 | 26,000 |

# 2015 BUDGET

| | 2014 | 2015 |
|---|---|---|
| Water Testing – DES | 1,427 | 2,358 |
| Leak Repairs | 6,410 | 16,000 |
| Water Treatment Chemicals | 7,223 | 8,291 |
| Engineering | 8,122 | 7,500 |
| Equipment Rental | 0 | 1,036 |
| Telemetry | 3,900 | 8,000 |
| Misc. Projects | 0 | 8,000 |
| Subscriptions/Dues | 1,436 | 1,295 |
| Water System Electricity | 73,598 | 78,000 |
| Water System Propane | 0 | 570 |

# 2015 BUDGET

| | 2014 | 2015 |
|---|---|---|
| Licenses/Fees/Education | 1,110 | 1,451 |
| Generator Maintenance | 0 | 5,000 |
| **Total Water Dist & Treatment** | 194,340 | 163,501 |
| Public Safety | | |
| Alarm, Fire, Water | 2,153 | 4,145 |
| Radio Communications | 1,326 | 0 |
| Safety Supplies | 318 | 1,606 |
| Fire & Security | 7,855 | 7,254 |
| **Total Public Safety** | 11,652 | 13,006 |

# 2015 BUDGET

| | 2014 | 2015 |
|---|---|---|
| **Culture & Recreation** | | |
| Building Wages | 48,059 | 51,287 |
| Payroll Taxes | 4,504 | 4,382 |
| Retirement | 3,086 | 3,696 |
| Health Insurance | 1,961 | 5,704 |
| Dental Insurance | 215 | 608 |
| Travel Reimbursement | 249 | 207 |
| Cell Phone | 100 | 305 |
| Ski Area Insurance | 13,125 | 13,781 |
| SnowCat Maintenance | 2,902 | 4,000 |

# 2015 BUDGET

| | 2014 | 2015 |
|---|---|---|
| Building Infrastructure | 64,400 | 28,000 |
| Employee Training | 525 | 305 |
| Pool Repair & Maintenance | 7,053 | 4,819 |
| Outdoor Lighting | 1,143 | 700 |
| Building Electric | 51,172 | 61,000 |
| Building Heat | 63,997 | 69,088 |
| **Total Culture & Recreation** | 262,489 | 247,882 |
| **Capital Preservation Plan** | | |
| Paving | 90,010 | 28,000 |
| F-550 Truck/Plow | 0 | 90,000 |

# 2015 BUDGET

| | 2014 | 2015 |
|---|---|---|
| Water Capital Repairs | 711 | 25,000 |
| **Recreation Element** | | |
| Furniture Replacement | 0 | 5,000 |
| Interior Renovations – Center | 0 | 6,500 |
| HVAC | 0 | 40,000 |
| Asphalt Shingles – Center | 0 | 23,000 |
| Lift Maintenance | 0 | 15,000 |
| Tennis Court/Basketball Court | 0 | 19,224 |
| Walls. Paint finishes, exterior | 0 | 10,000 |
| Computer Equipment | 0 | 0 |

# 2015 BUDGET

| | 2014 | 2015 |
|---|---|---|
| Deck, Wood – Rec. Center | 0 | 0 |
| Kitchen Equipment | 0 | 0 |
| Walls, Wood Siding Rec. | 0 | 0 |
| Basketball/Tennis Courts | 0 | 0 . |
| **Total Capital Preservation** | 163,413 | 261,724 |
| **Growth & New** | | |
| Water Elements | 29,858 | 0 |
| Back Up Power | | |
| Ski Bowl | 33,563 | 20,000 |
| Sunset/Weetamoo | 25,320 | 20,000 |

# 2015 BUDGET

| | 2014 | 2015 |
|---|---|---|
| Hill Top | 9,320 | 15,000 |
| Liberty Lane | 0 | 20,000 |
| Reservoir | 0 | 20,000 |
| Rec. Center | 96 | 20,000 |
| Mower/Snow blower | 33,4910 | |
| Outdoor Pool Expansion | 76,9420 | |
| New Wells | 58 | 20,000 |
| Expand/Upgrade Kitchen | 356 | 15,000 |
| ADA | 0 | 77,000 |
| General/Other | 162,357 | 0 . |

# 2015 BUDGET

| | 2014 | 2015 |
|---|---|---|
| Total Growth & New | 371,362 | 227,000 |
| Rec. Fund Contingency | 63,654 | 64,672 |
| Ski Area Off Set | 30,000 | 30,000 |
| **Total Capital Pre.,Growth,New** | 532,874 | 583,396 |
| **Total Expenses** | 1,598,670 | 1,515,112 |